iFlight Thunder H7 说明书

基本参数：

MCU：STM32H743
Gyro：ICM42688
Baro：SPL06-001
OSD：不支持模拟图传OSD，仅支持HD图传UART传输的OSD
①BEC：输出5V 1.5A持续输出电流，2A峰值电流（120秒）
②BEC：输出10V 1.5A持续输出电流，2A峰值电流（120秒）
BlackBox：512MB
Uart：6*UART(UART1、UART2、UART3、UART4、UART6)
UART1 for VTX HD
UART2 for Receiver
UART3 for 其他需要串口的设备
UART4 for GPS
UART6 for ESC Telemetry
8×Dshot/PWM outputs
1×I2C
1xSH1.0 14pin connector for ESC（Vbat/Vbat/G/G/Cur/R6/M1/M2/M3/M4/M5/M6/M7/M8）
1xSH1.0 6pin connector for DJI（R2/G/R1/T1/G/10V）
1xSH1.0 6pin connector for GPS（SCL/SDA/R4/T4/G/5V）
1xSH1.0 4pin connector for Receiver （G/5V/R2/T2）
5×0402 LEDs for FC STATUS（Start Blue）/ (3.3V Red) /(5V Red) / (10V White)/(BAT Green)
WS2812 ledStrip：Yes
Beeper：NO
外尺寸：42*42mm
孔位尺寸：30.5*30.5mm/φ4
重量：14g

固件：
Betaflight：2RAW_THUNDER_H7
INAV：2RAW_THUNDER_H7

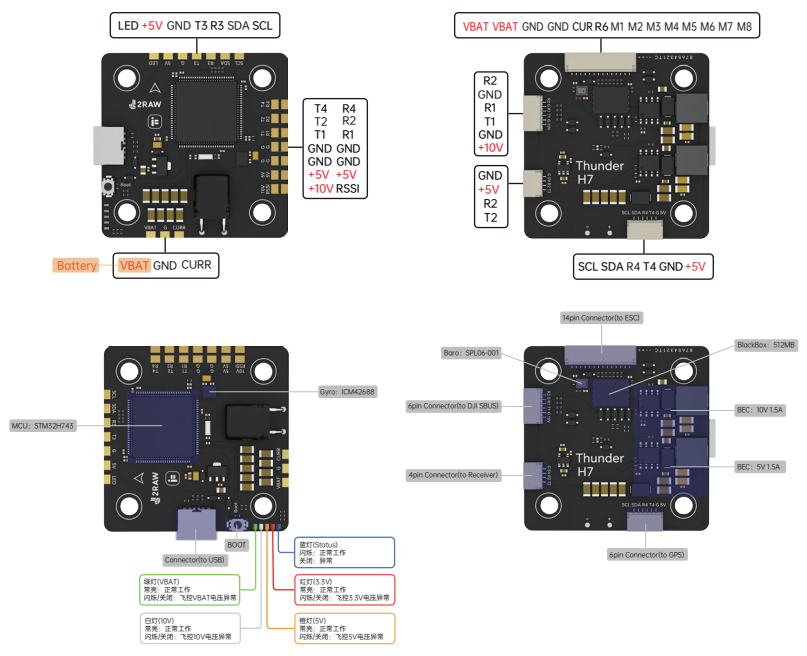

使用DJI遥控器/SUBS协议

Firmware Target：2RAW_THUNDER_H7

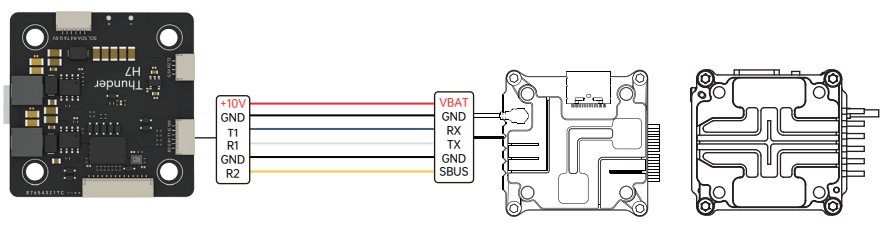

Caddx Vista 7.4V-26.4V

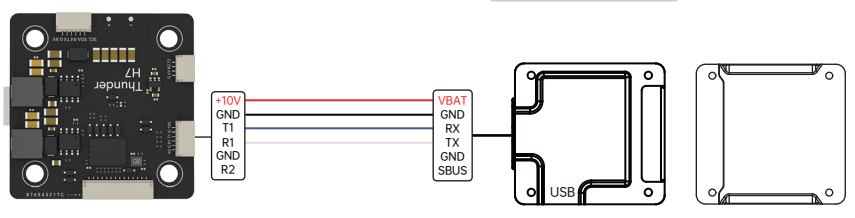

DJI O3 Air Unit 7.4V-26.4V

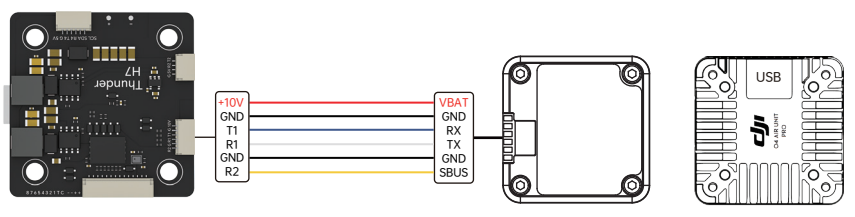

DJI O4 Air Unit Pro 7.4V-26.4V

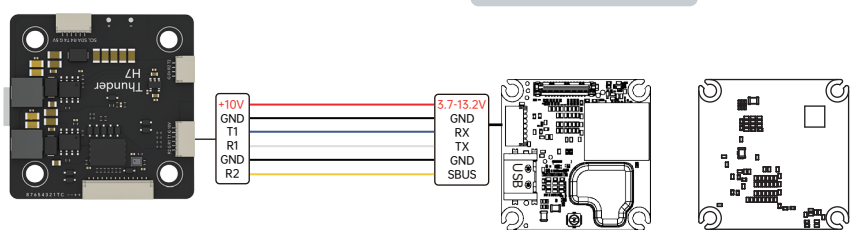

DJI O4 Air Unit 3.7-13.2V

- 在Betaflight4.4版本下开启天空端OSD须在端口界面天空端信号线连接的端口号外设位置选择VTX(MSP+Displayport)
- 使用DJI遥控器时，存在两种不同的协议，详细解释与使用如下
  当使用sbus_baud_fast模式时，眼睛内的协议页面需要设置为Sbus Baud Fast，而飞控则进入Betaflight的CLI界面，输入"set sbus baud fast=ON"输入"save"保存，则为使用sbus_baud_fast的模式。
- 使用普通SBUS模式时，眼镜内的协议页面需要设置为普通，而飞控则进入Betaflight的CI界面，输入"set sbus_baud_fast=OFF"输入"save"保存，则为不使用sbus_baud_fast的模式。

使用其他遥控器（TBS/ELRS）CRSF协议

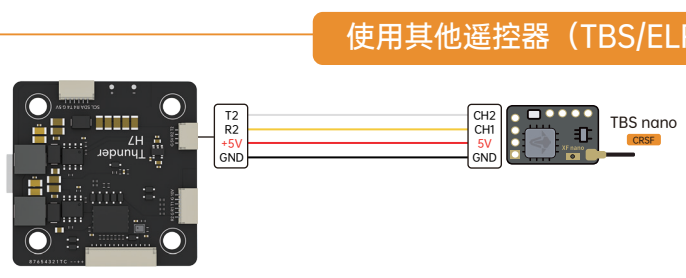

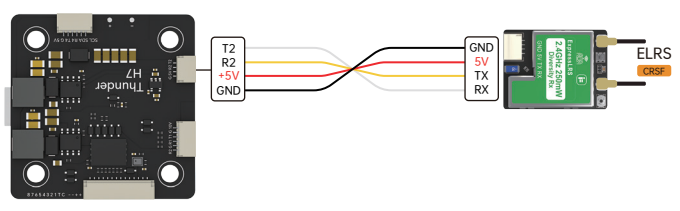

图传

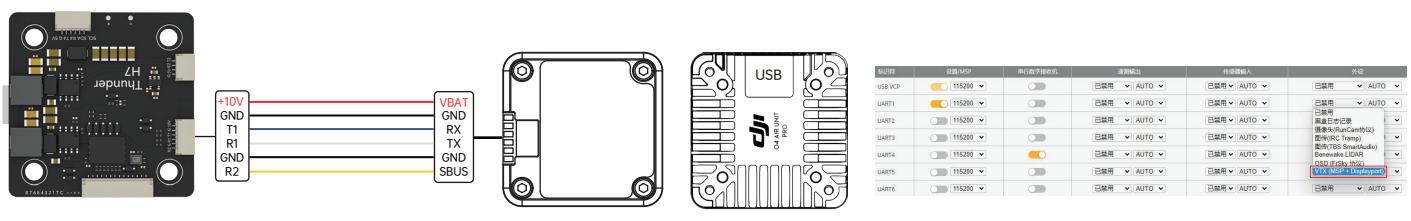

DJI O4 Air Unit Pro 7.4V-26.4V

LED

电调

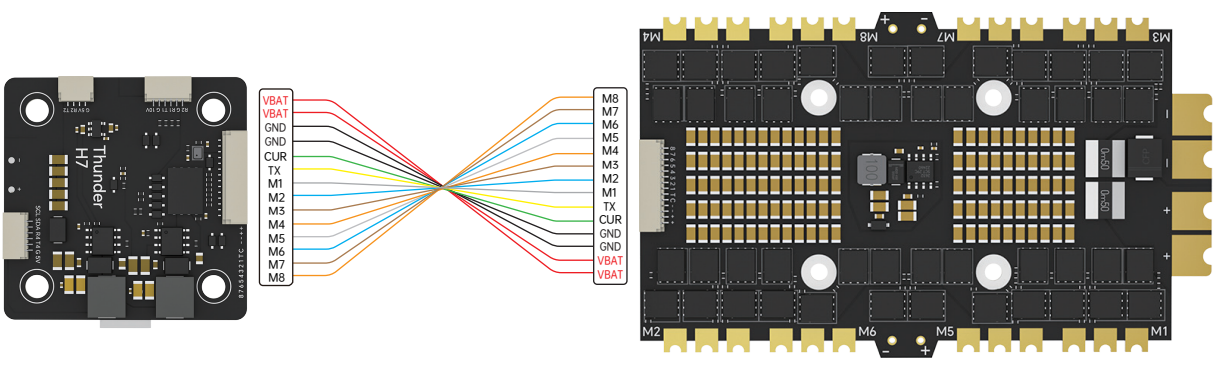

注：如果不使用iFlight的电调，请确定插头定义正确或排线需要重新排序。

防打火模块

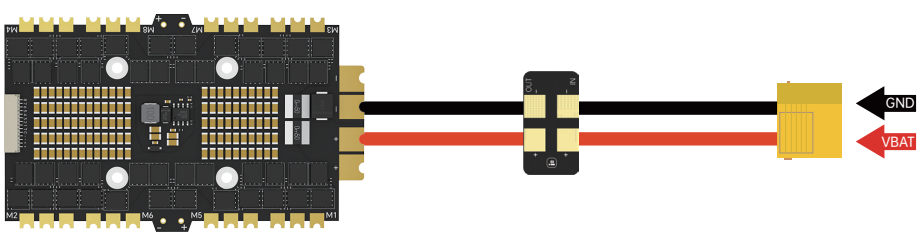

GPS

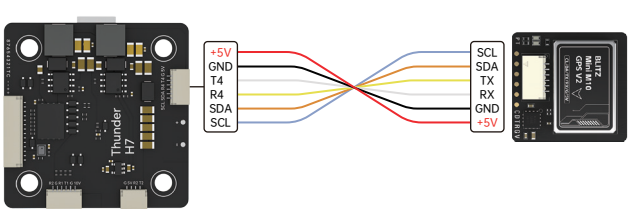

注：不能将SDA SCL定义映射到UART上
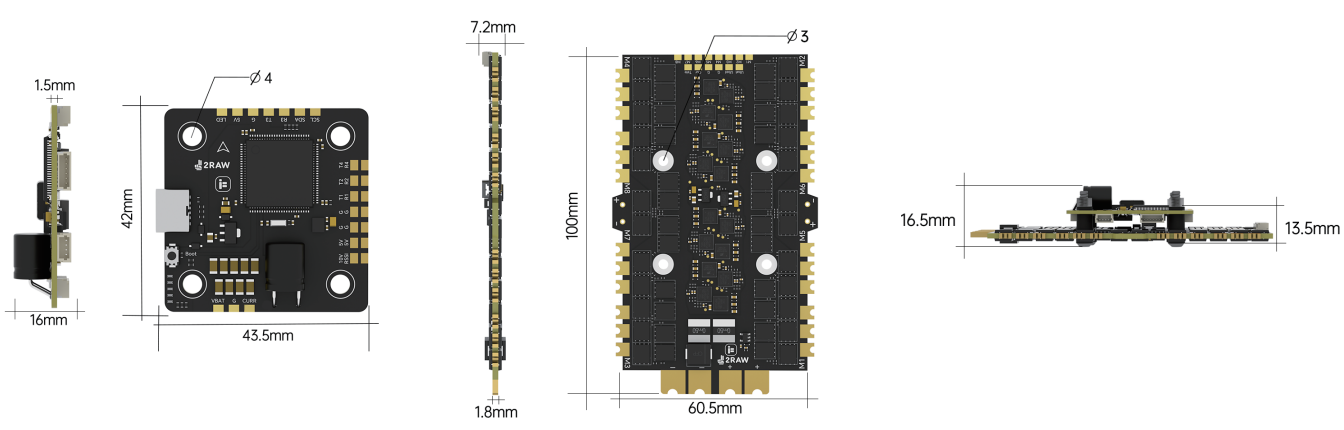
尺寸/孔位